

Positive Displacement Low Flow Sensor



8071

Positive Displacement Sensor

- ✓ For high viscose fluids
- ✓ Closed pipe system, i.e. sensor inside fitting
- ✓ Electronics available for:
 - Indication
 - Monitoring
 - Transmitting
 - ON/OFF control
 - Batch control

Picture showing Low Flow Sensor Type 8071 St. Steel with Low Flow Transmitter 8025

This positive displacement low flow sensor is specially designed for high viscose fluids like glue, honey or oil.

The sensor can be easily connected to the transmitter type 8025 or the batch controller type 8025 with Burkert's Easy LINK Technology.

Process Specification

Process connections	• 1/4" (G or NPT)
Flow rate	• 2 up to 100 l/h (0.53 up to 26.4 gph)
>5 cps	• 15 up to 500 l/h (4.00 up to 132 gph)
<5 cps	• 5 up to 100 l/h (1.32 up to 26.4 gph)
	• 25 up to 500 l/h (6.60 up to 132 gph)
Accuracy	±1% (of reading)
Wetted parts	
Rotor	• Stainless steel 316 / 1.4401
Shaft	• PPS
Gasket	• Stainless steel 316 / 1.4401
Body	• Hastalloy C
	FPM
	• Stainless Steel 316 / 1.4401
	• PPS
Max. viscosity	1000 centipoise
Max. particle size	0.127mm (0.005")

Electrical Specifications

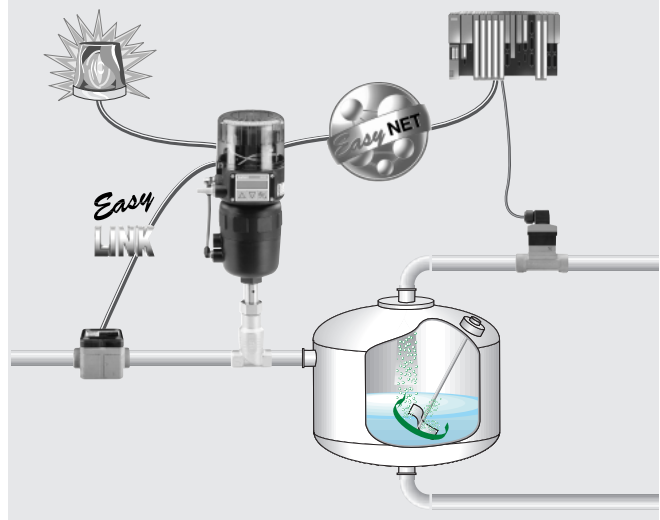
Sensor type	Hall
Output	1000 pulses per liter (3785.4 per gallon)
Electrical connections	Flying leads 1m (39")

Environment Specifications

Enclosure	IP54 (NEMA 13)
Fluid temperature (max.)	
Stainless Steel body	120°C (248°F)
PPS body	80°C (176°F)
Ambient temperature (max.)	
Stainless Steel body	120°C (248°F)
PPS body	80°C (176°F)
Fluid pressure (max.)	
Stainless Steel body	10 bar (150 psi)
PPS body	5 bar (75 psi)

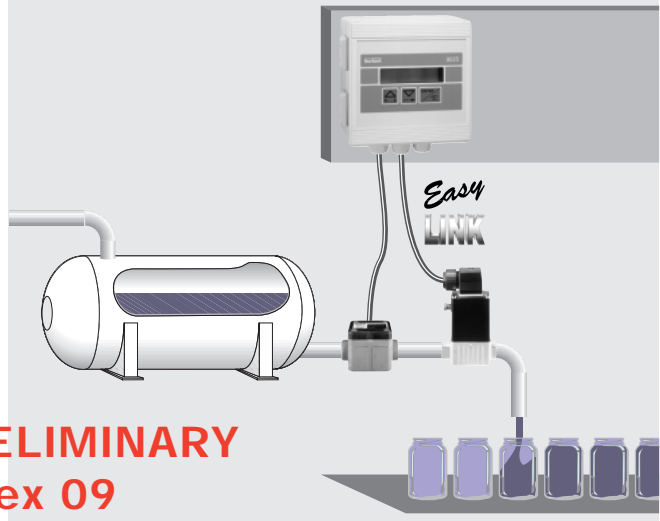
Application Example: Dosing

Easy Continuous Control using flow sensor and globe valve with TOP Control HEAD



Application Example: Batching

Easy ON/OFF Control using batch controller and angle seat valve with Mini TOP Control HEAD



PRELIMINARY
Index 09
dd. 01.10.01

Flow - ON/OFF
Continuous & Batch Control

8071

Positive Displacement Low Flow Sensor

Specifications - Ordering Chart (Other Versions on Request) for Low Flow Sensor Type 8071

Stainless Steel Body - Type 8071 - Worldwide

Orifice DN [mm]	Process connection	Flow rate - range		Body material	Rotor material	Shaft material	Gasket material	Item-No.
		>5 cps [l/h]	<5 cps [l/h]					
15 ?	G 1/4"	2-100	5-100	SSt 316 / 1.4401	SSt 316 / 1.4401	SSt 316 / 1.4401	FPM	433 864 N
25 ?	G 1/4"	15-500	25-500	SSt 316 / 1.4401	SSt 316 / 1.4401	SSt 316 / 1.4401	FPM	437 518 P

PPS Body - Type 8071 - Worldwide

Orifice DN [mm]	Process connection	Flow rate - range		Body material	Rotor material	Shaft material	Gasket material	Item-No.
		>5 cps [l/h]	<5 cps [l/h]					
8	G 1/4"	2-100	5-100	PPS	PPS	Hastalloy C	FPM	432 288 U
8	G 1/4"	15-500	25-500	PPS	PPS	Hastalloy C	FPM	434 364 Z

Stainless Steel Body - Type 8071 - North America

Orifice DN [mm]	Process connection	Flow rate - range		Body material	Rotor material	Shaft material	Gasket material	Item-No.
		>5 cps [gph]	<5 cps [gph]					
8	NPT 1/4"	0.53-26.4	1.32-26.4	SSt 316 / 1.4401	SSt 316 / 1.4401	SSt 316 / 1.4401	FPM	448 656 L
8	NPT 1/4"	4.00-132.0	6.60-132.0	SSt 316 / 1.4401	SSt 316 / 1.4401	SSt 316 / 1.4401	FPM	448 657 M

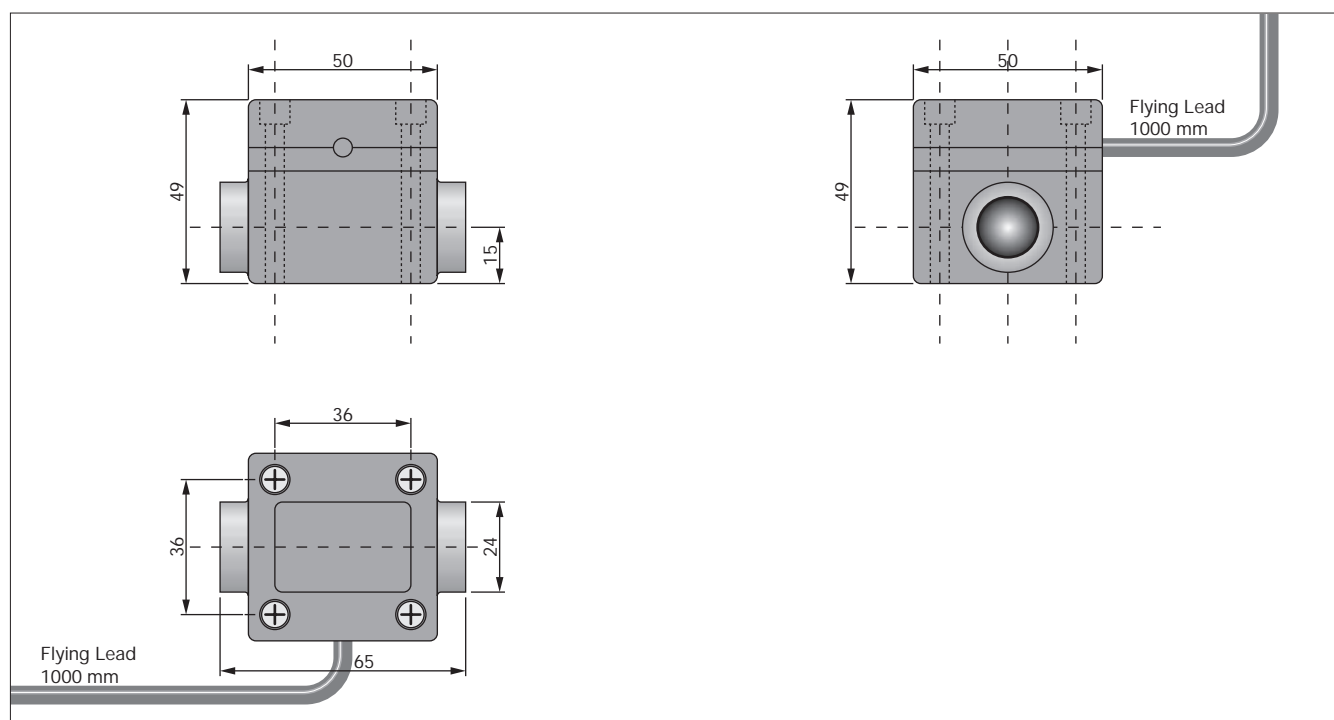
PPS Body - Type 8071 - North America

Orifice DN [mm]	Process connection	Flow rate - range		Body material	Rotor material	Shaft material	Gasket material	Item-No.
		>5 cps [gph]	<5 cps [gph]					
8	NPT 1/4"	0.53-26.4	1.32-26.4	PPS	PPS	Hastalloy C	FPM	448 654 J
8	NPT 1/4"	4.00-132.0	6.60-132.0	PPS	PPS	Hastalloy C	FPM	448 655 K

Specifications - Ordering Chart for Low Flow Transmitter Type 8025 / 8025 Batch Controller

For details, please see Data Sheet Type 8025 Low Flow

Dimensions [mm] Type 8071



In case of special application requirements, please consult for advice.

We reserve the right to make technical changes without notice.
012-GB/ 1-0226