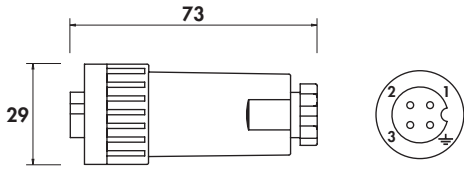
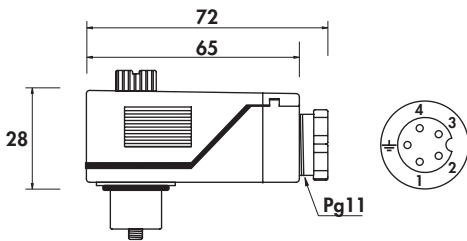


Connector 1



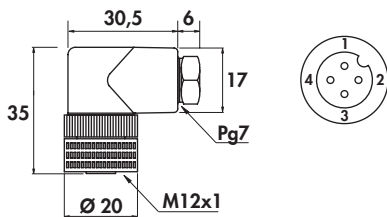
Straight •
for housings M-1/M-2/M-4/M-5 •

Connector 2



Angled •
for housings M/M-3/M-6 •

Connector 6



Angled M12x1 •
according to EN60947-5-2 •

General features:

Female connectors of this section can be matched to the proximity sensors as indicated on the ordering references tables of the products. They must be separately ordered. These models are without cable. They all have screw clamps for an easy assembling on the field.

CONNECTOR N°	MODEL	TYPE	DEGREE OF PROTECTION	ORDERING REFERENCES
1	Amphenol	T3109-000	IP 65	C1/00
2	Amphenol	C 164	IP 65	C2/00
6	Hirschmann	ELWIK4 4012	IP 65	C6/00