
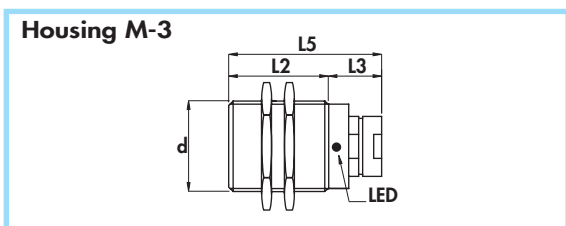
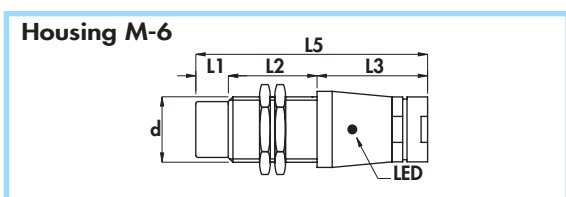
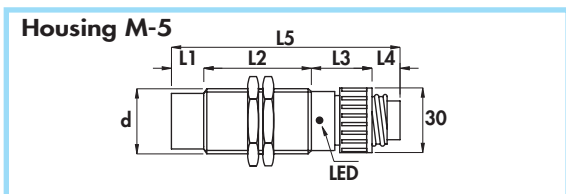
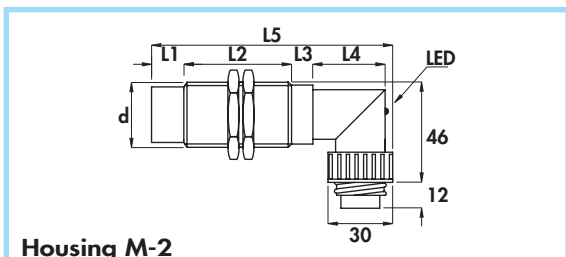


CYLINDRICAL INDUCTIVE SENSORS IN METAL HOUSING

- Diameters 30 - 45 mm
- Amplified in a.c.
- Connector output C1 - C2



Diameter	M30 x 1,5	M45 x 1,5
Nut	Size	SW36
	Thickness mm	5
Max tightening torque Nm	80	70

Materials:

- Housing: nickel plated brass
- Sensing face and connector: plastic

Technical data:

- Supply voltage (U_B): 20 ÷ 240 Vac
- Electrical system frequency: 40 ÷ 60 Hz
- Off-state current (I_f): ≤ 1,5 mA a 110 Vac
- Minimum operational current (I_m): 5 mA
- Voltage drop (U_d): ≤ 5 V
- Temperature range: -25° ÷ +70°C
- Max thermal drift of sensing distance S_T : ± 10%
- Repeat accuracy (R): 2%
- Switching hysteresis (H): 10%
- Degree of protection: IP65
- Switch status indicator: yellow LED
- Suppression of initial false impulse
- Electromagnetic compatibility (EMC) according to EN60947-5-2
- Shock and vibration resistance according to EN60068-2-27 EN60068-2-6

Housing	Flush mounting Non flush mounting	L1	L2	L3	L4	L5	Female connector	Body diameter (d)	Max switching frequency (f ₁)	Rated operational current (I _e)	Nominal sensing dist. (S _n) ± 10%	ORDERING REFERENCES	
		mm	mm	mm	mm	mm						n°	mm
M-2	•	-	65	10	40	115	1	M30 x 1,5	20	500	10	AC30/4209S	AC30/4219S
M-5	•	-	65	28	13	106	1	M30 x 1,5	20	500	10	AC30/4409S	AC30/4419S
M-2	•	15	50	10	40	115	1	M30 x 1,5	20	500	15	AC30/5209S	AC30/5219S
M-5	•	15	50	28	13	106	1	M30 x 1,5	20	500	15	AC30/5409S	AC30/5419S
M-2	•	-	50	10	42	102	1	M45 x 1,5	20	500	20	AC45/4209S	AC45/4219S

Housing	Flush mounting Non flush mounting	L1	L2	L3	L4	L5	Female connector	Body diameter (d)	Max switching frequency (f ₁)	Rated operational current (I _e)	Nominal sensing dist. (S _n) ± 10%	ORDERING REFERENCES	
		mm	mm	mm	mm	mm						n°	mm
M-6	•	-	56	51	-	107	2	M30 x 1,5	20	500	10	AC30/4E09S	AC30/4E19S
M-6	•	15	41	51	-	107	2	M30 x 1,5	20	500	15	AC30/5E09S	AC30/5E19S
M-3	•	-	50	28	-	78	2	M45 x 1,5	20	500	20	AC45/4E09S	AC45/4E19S