
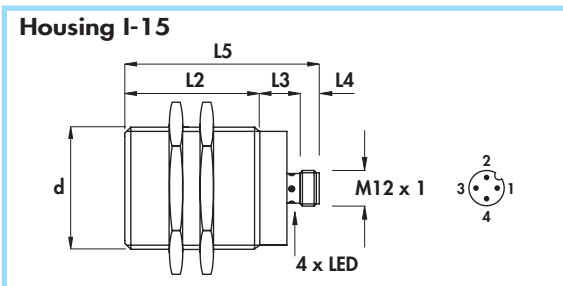
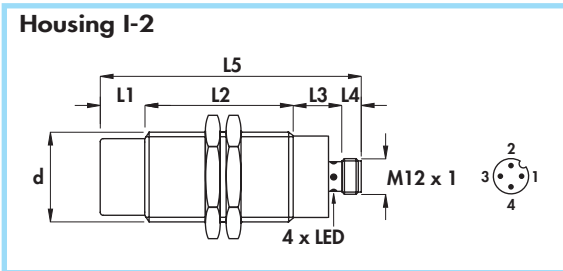
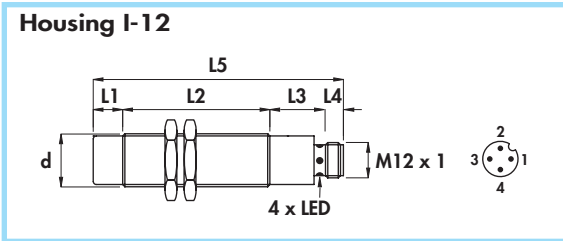


CYLINDRICAL INDUCTIVE SENSORS IN METAL HOUSING

- Diameters 18 - 30 - 45 mm
- Amplified in d.c.
- Connector output M12 x 1



Diameter	M18 x 1	M30 x 1,5	M45 x 1,5
Nut	Size	SW24	SW36
	Thickness mm	4	5
Max tightening torque Nm	35	80	70

Materials:

- Housing: nickel plated brass
- Sensing face: plastic

Technical data:

- Supply voltage (U_B): diameter 18 mm $5 \div 60$ Vdc
diameters 30 and 45 mm $7 \div 60$ Vdc
- Max ripple: 10%
- No-load supply current (I_0): ≤ 10 mA
- Voltage drop (U_d): $\leq 2,2$ V
- Temperature range: $-25^\circ \div +75^\circ\text{C}$
- Max thermal drift of sensing distance S_T : $\pm 10\%$
- Repeat accuracy (R): 2%
- Switching hysteresis (H): 10%
- Degree of protection: IP67
- Switch status indicator: yellow LED
- Protected against short-circuit and overload
- Protected against any wrong connection
- Suppression of initial false impulse
- Electromagnetic compatibility (EMC) according to EN60947-5-2
- Shock and vibration resistance according to EN60068-2-27 EN60068-2-6

Housing	Flush mounting Non flush mounting	L1	L2	L3	L4	L5	Female connector	Body diameter (d)	Max switching frequency (f)	Rated operational current (I _e)	Nominal sensing distance (S _n) ±10%	ORDERING REFERENCES					
		mm	mm	mm	mm	mm						n°	mm	KHz	mA	mm	NO
I-12	•	-	50	19	8	77	6-8B-10	M18 x 1	1	400	5				DCA18/4309KS	DCA18/43C9KS	DCA18/4329KS
I-12	•	10	50	19	8	87	6-8B-10	M18 x 1	1	400	8				DCA18/5309KS	DCA18/53C9KS	DCA18/5329KS
I-2	•	-	65	17	8	90	6-8B-10	M30 x 1,5	0,8	400	10				DCA30/4309KS	DCA30/43C9KS	DCA30/4329KS
I-2	•	15	50	17	8	90	6-8B-10	M30 x 1,5	0,4	400	15				DCA30/5309KS	DCA30/53C9KS	DCA30/5329KS
I-15	•	-	50	19	8	77	6-8B-10	M45 x 1,5	0,15	400	20				DCA45/4309KS	DCA45/43C9KS	DCA45/4329KS

NPN (negative switching)

Use the above mentioned part number changing the last number 9 with 8 (ie DCA18/4308KS)

