

Rotary electrical actuators SER line

SER series rotary electrical actuators have been designed for the use in control and automation systems of the industrial field. Combining good torque values and high response speed, they can easily meet the application of all most common final control elements, such as valves, dampers, ecc.

A heavy duty bidirectional electrical motor with a high starting torque drives the output shaft in both directions, via a gear group, with a rotation of 90° and a travel time of 30 or 60 seconds.

Shaft and gears have been designed to withstand a heavy duty service; no lubrication is required as the gear group is grease immersed.

A rugged aluminium case with degree of protection IP54 allows the operation in the most severe environmental conditions.

The extremely easy cam setting by means of a clutch and the true indication of the valve position complete the profile of the SER series rotary electrical actuators. In order to meet any particular application, it's available a wide range of option, as:


- **retransmission potentiometer:** (from 135 to 2000 ohm)
- auto/manual **station** and open/stop/closed selector switch
- SPDT **extra switches** (max 3)
- **electronic positioner** 0...10V or 4...20mA



 The letter 'E' is centered within a white circle, which is itself set against a red rectangular background.

E

Certified ISO 9001



ASCON spa

20021 Bollate - (Milano) Italy - Via Falzarego, 9/11 - Tel. +39 02 333 371 - Fax +39 02 350 4243
<http://www.ascon.it> e-mail info@ascon.it

Technical data

- Bidirectional motor
- Torque: 2.3 Kgm (23 Nm) max
- Travel time: 30 or 60 sec.
- Rotation angle: 90° \pm std
- Adjustable between 20° and 180° \pm
- Mounting: any position
- Operation: continuous 100% ED
- Driving shaft: 9,5 mm
- Protection: IP54
- Power supply:
voltage: 24, 220/240V, 110/115V
frequency: 50 Hz, 60 Hz
absorbed power: 4 VA
- Electrical connections: with terminals
- Output connections: 2 Pg 13,5 cable glands
- Ambient temperature:
- 10... +60°C in std execution
- 10... +50°C with positioner
- Weight: about 4 kgs
- Extra switches: 3 SPDT max electrical rating: 5A/250Vac
Cams setting with clutch
- Potentiometer: 2k Ω or 135 Ω
- Control station: Auto/Man and selector switch (open/stop/closed)
- Electronic positioner: for positioning a 24 Vac actuator via a 0...10Vdc/4...20 mA control signal. It is possible to set type of action (direct or reverse) starting point and travel amplitude.
- A 0...10Vdc/0...100% signal is also available for position Y retransmission.

Models

Example: SER -

**Torque/
Operating time**

15 Nm/30 sec.
20 Nm/60 sec.

Power Supply

24V
100/115 V
220/240 V

50 Hz
60 Hz

Extra Switches

None
1-SPDT
2-SPDT
3-SPDT

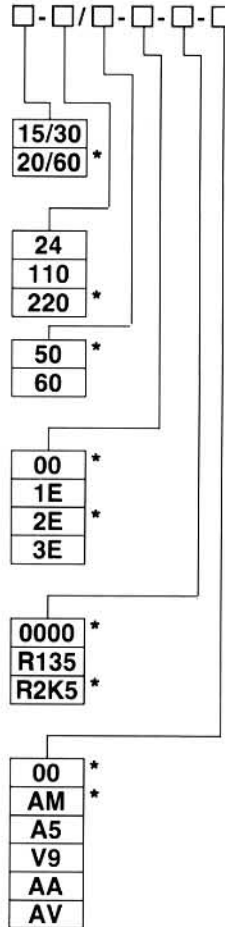
Potentiometer

None
135 Ω
2 K Ω

Optional Extras

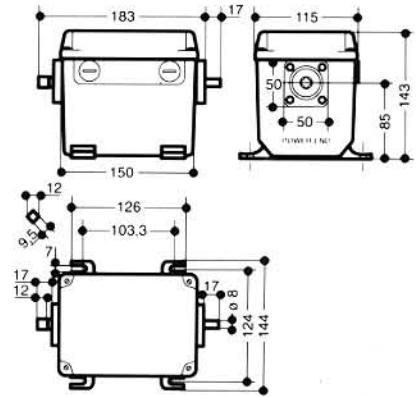
None
1) Auto/Man
2) Pos. 4...20mA
3) Pos. 0...10Vdc
4) 1 + 2
5) 1 + 3

* Preferential models stock available



Dimensions

DIMENSIONS



ACCESSORIES

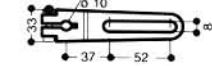
L52F08

Aluminium lever with fixed 8 mm hole



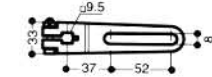
L52F10

Aluminium lever with fixed 10 mm hole



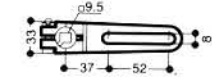
L52FQ95

Aluminium lever with fixed 9.5 mm square



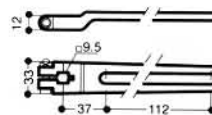
L52RQ95

Aluminium lever with adjustable 9.5 mm square



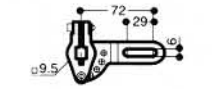
L112FQ95

Aluminium lever with fixed 9.5 mm square



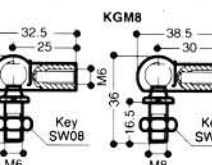
L11547

Adjustable lever with fixed 9.5 mm square

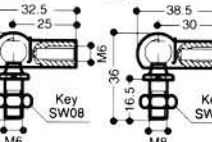


KGM6

galvanized angle ball joint 71802 DIN

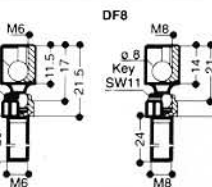


KGM8

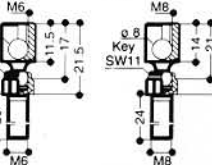


DF6

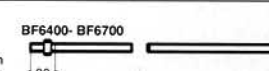
galvanized axial ball joint



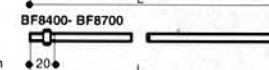
DF8



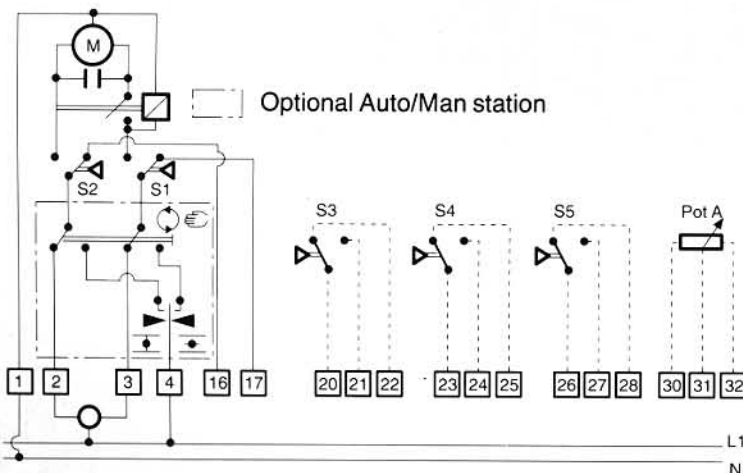
Bar with M6 thread end



Bar with M8 thread end



CONNECTIONS



Note: connection diagram for version with positioner built-in is included in the operating manual